

Q19 series

Ø19 mm panel mount LED indicators



DISTINCTIVE FEATURES

10 mm colored diffused epoxy lens or 10 mm water clear super bright LEDs

Prominent and flush bezel styles

(2.8 x 0.8) solder lug/faston terminals, pins or (200 mm long) wire terminations

Custom engraving available

Available in RGB



ENVIRONMENTAL SPECIFICATIONS

- IP67 sealing option (EN60529)
- Operating & Storage Temperature Range:
Rear plastic body: -30 °C to +65° C (-22 °F to +149 °F)
Rear epoxy body: -40 °C to +85° C (-40 °F to +185 °F)



GENERAL SPECIFICATIONS

- Max Reverse Voltage: 5 V
- Viewing Angle: 30–100° (dependant on model)
- Life Expectancy: 100,000 hours
- Torque: 75 cNm
- Maximum panel thickness 11 mm
- Insulation resistance : 4,000 MΩ at 500 VDC

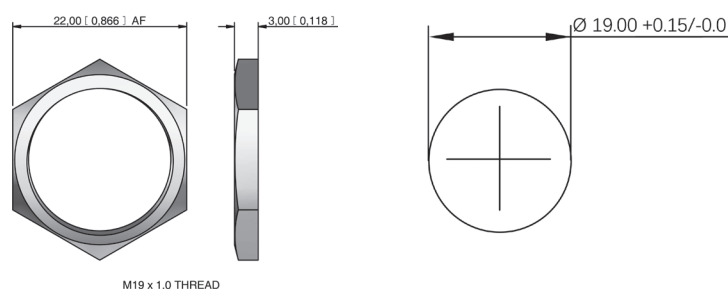


MATERIALS

- Plated brass bezel finished in bright chrome, black or satin grey and moulded polycarbonate rear body




MOUNTING



The company reserves the right to change specifications without notice.

All LED characteristics are dependent upon environmental conditions. Therefore published data should be considered nominal and subject to variations.



Q19 series

Ø19 mm panel mount LED indicators



ELECTRICAL SPECIFICATIONS

STANDARD LED INTENSITY

LED COMPONENT SPECIFICATIONS			
	Prominent and Recessed	Flush	Forward Voltage
HE Red	330 mcd	10 mcd	2.1 V
Green	330 mcd	5 mcd	2.1 V
Yellow	500 mcd	4 mcd	2.1 V
Blue	540 mcd	100 mcd	3.3 V
White	1000 mcd	150 mcd	3.3 V
Orange	80 mcd	200 mcd	2.2 V
Bi-color (Typical) (Red/Green)	220/150 mcd	14/10 mcd	2.0 V/2.2 V
Tri-color (Typical) (Red/Green/Yellow)	60/50/50 mcd	15/10/30 mcd	2.0 V/2.2 V/2.1 V

Bi-color - The color is changed by reversing the polarity of the supply voltage.
Tri-color - The indicator has red and green LEDs, when both connected yellow is produced.

SUPER BRIGHT LED INTENSITY

LED COMPONENT SPECIFICATIONS			
	Prominent and Recessed	Flush	Forward Voltage
HE Red	17,000 mcd	2,000 mcd	2.0 V
Green	11,000 mcd	680 mcd	3.5 V
Yellow	12,000 mcd	350 mcd	2.3 V
Blue	2,500 mcd	250 mcd	3.3 V
White	4,400 mcd	250 mcd	3.3 V
Orange	2,800 mcd	300 mcd	2.1 V

HYPER BRIGHT LED INTENSITY

LED COMPONENT SPECIFICATIONS			
	Prominent and Recessed	Flush	Forward Voltage
HE Red	2,800 mcd	800 mcd	2.1 V
Green	2,200 mcd	250 mcd	3.2 V
Yellow	1,300 mcd	250 mcd	2.0 V
Orange	850 mcd	200 mcd	2.1 V

RGB LED INTENSITY

ITEM	SYMBOL	CONDITION	TYP.
DC Forward Voltage	$V_F(R)$	IF=20 mA	2.1
	$V_F(B/G)$	IF=20 mA	3.1
Luminous Intensity	Iv (Red)		220 mcd
	Iv (Green)		500 mcd
	Iv (Blue)		100 mcd

Voltage	Operating Voltage	Operating Current
	(Min to Max)	(Typical All Types)
02 (No Resistor)	1.8 to 3.3 VDC	20 mA max*
6 VDC	5.4 to 6.6 VDC	20 mA
12 VDC	10.8 to 13.2 VDC	20 mA
24 VDC	21.6 to 26.4 VDC	20 mA
28 VDC	25.2 to 30.8 VDC	20 mA
110 VAC	99 to 121 VAC	6 mA
220 VAC	207 to 235 VAC	3 mA

* Customer to supply resistor for desired operating current.

ADDITIONAL INFORMATION ON LED COMPONENTS

- The operating voltage must not be exceeded by more than 10% as this will result in reduced life expectancy
- Luminous intensity is measured at 20 mA on a discrete led unless otherwise stated.
- Luminous intensities and color shades of white LEDs may vary within a batch.
- Luminous intensity will be reduced with lower operating current.
- Recommended usage:
 - Standard: Homogenous light output that is good for indoor applications.
 - Hyper Bright: Homogenous light output that is good for outside viewing and is daylight visible.
 - Super Bright: A water clear LED that is good for long distance viewing and is daylight visible.

Q19 series

Ø19 mm panel mount LED indicators

Our regulatory declarations & certifications

In accordance with its QHSE policy and its values, the APEM group applies the most demanding environmental regulations.

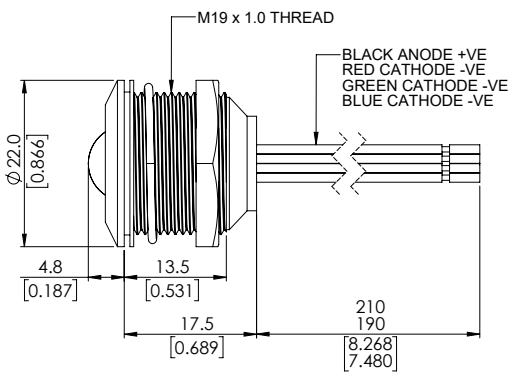
- UL Recognition
- REACH & ROHS
- Parc tested
- IP67
- LVD (BS EN 60838 :2017+A11 :2021)*

*Awareness to possible high level of moisture conditions



CONNECTIONS

REAR EPOXY WIRES FOR RGB OPTION



Q19 series

Ø19 mm panel mount LED indicators



BUILD YOUR PART NUMBER

SERIES	MOUNTING HOLE	BEZEL STYLE	TERMINALS	BEZEL FINISH	
Q	19 Ø19 mm	Metal P Prominent R Recessed F Flush EP Extra Prominent	1 Solder Lug/ Fastons (2.8 x 0.8) 2 Pins 3 Wires 4 Rear epoxy Pins	5 Rear epoxy Wires 6 Short body Pins 7 Short body Wires	
				Metal C Bright Chrome B Black G Satin Grey	
TYPE OF ILLUMINATION	LED COLOR	VOLTAGE	SEALING		
XX Fixed Light KK Flashing Light (12 V – 28 VDC) YY Bi-color ZZ Tri-color	R Red G Green Y Yellow B Blue W White O Orange HR Hyper Bright Red	HG Hyper Bright Green HY Hyper Bright Yellow HO Hyper Bright Orange SR Super Bright Red SG Super Bright Green SY Super Bright Yellow	SB Super bright blue SW Super bright white SO Super bright Orange RG Red/green RY Red/yellow GY Green/yellow RYG Red/yellow/green RGB Red/Green/Blue*	02 no resistor** 06 6 VDC 12 12 VDC 12A 12 VAC/DC 24 24 VDC 24A 24 VAC/DC 28 28 VDC 28A 28 VAC/DC 110 110 VAC 220 220 VAC	(Blank) Unsealed E IP67 (Blank) Common cathode -CA Common anode



ABOUT THIS SERIES

* Terminals option 5 and common anode only

** please refer to the forward voltage in electrical specifications



Notice: please note that not all combinations of above numbers are available.

- Gold faston terminal denotes anode (+), silver terminal denotes cathode (-)

- Standard and Bi-Colour are provided in Standard wire length is 200mm, 22AWG UL-AVLV2/8. Red wire denotes anode (+), Black wire denotes cathode (-) for other lengths consult APEM.

- 110 VAC and 220 VAC, only available with terminal options 1, 3 and 5

- Bi-color leds, by connecting the gold faston (+) one color is produced, by reversing the supply voltage another color is produced – bi-colors are available up to 28 VDC

- Take care when soldering to the faston terminals (recommended solder temperature 300 °C - 3 sec)

- Body options 2, 4 and 6 are only available without integral resistor (02).

- The tri-color led has red and green leds when both are connected yellow is produced

- Standard tri-color faston terminals are two anodes (+) and one cathode (-)

- Tri-color wires are one red (+) and one green (+) anode and one black (-) cathode

- Tri-color pins are center (-) cathode, shortest (+) anode pin green, longest (+) anode pin red

- We recommend using hyperbright or superbright leds for use at 110 VAC and 220 VAC

- For leds with alternative voltages and for multi-voltage options please consult APEM

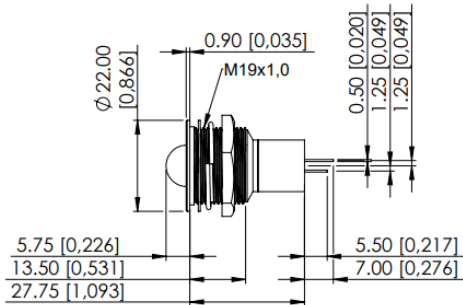
Q19 series

Ø19 mm panel mount LED indicators

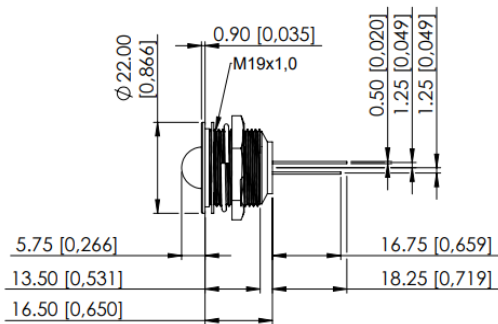
PROMINENT BEZEL



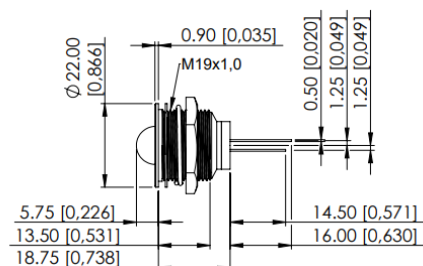
WIRES



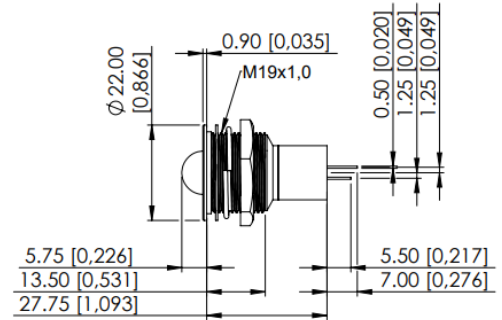
REAR EPOXY WIRES



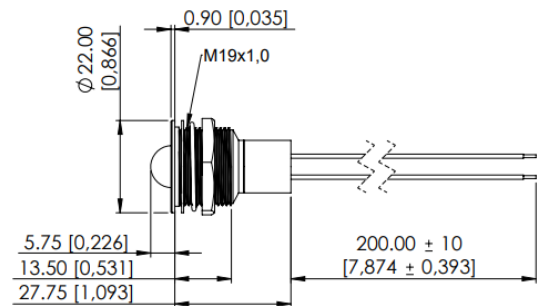
SHORT BODY WIRES



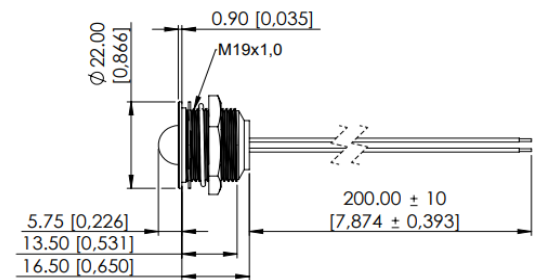
SOLDER LUG/FASTON



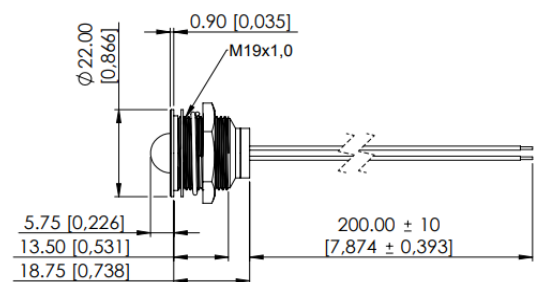
PINS



REAR EPOXY PINS



SHORT BODY PINS

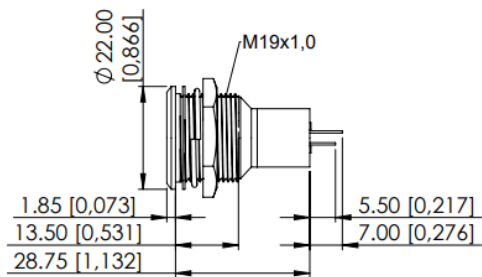


Q19 series

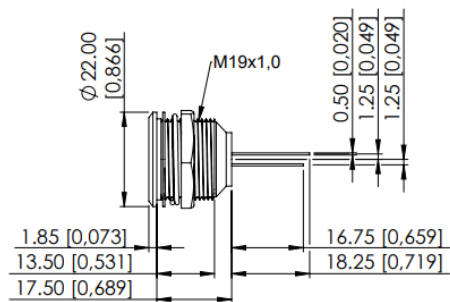
FLUSH BEZEL



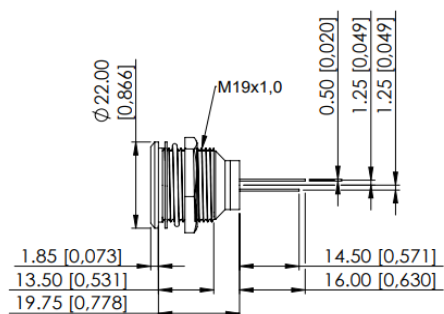
WIRES



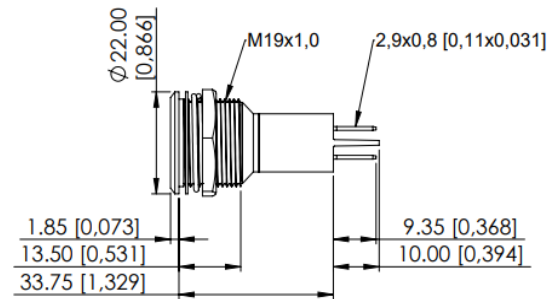
REAR EPOXY WIRES



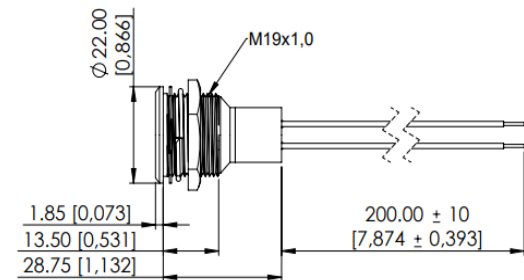
SHORT BODY WIRES



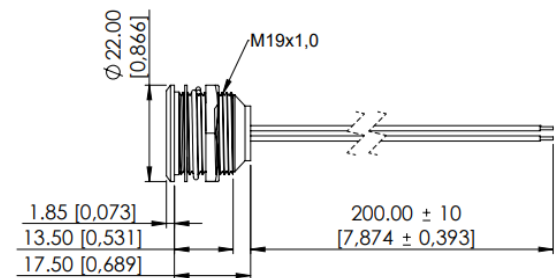
SOLDER LUG/FASTON



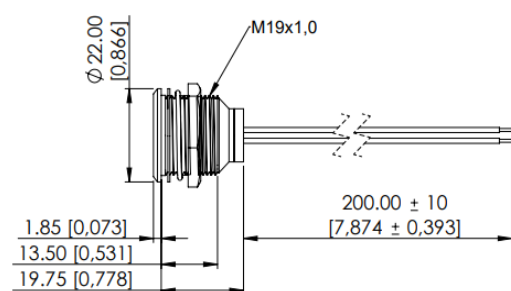
PINS



REAR EPOXY PINS



SHORT BODY PINS



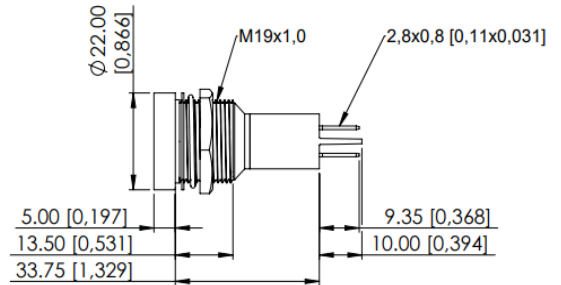
Q19 series

Ø19 mm panel mount LED indicators

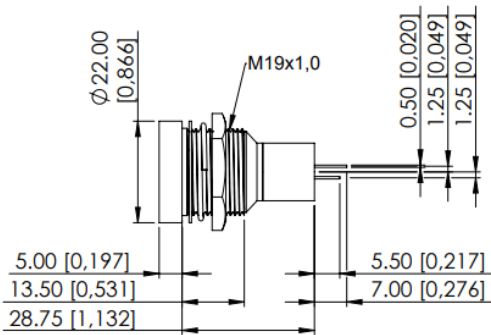
RECESSED BEZEL



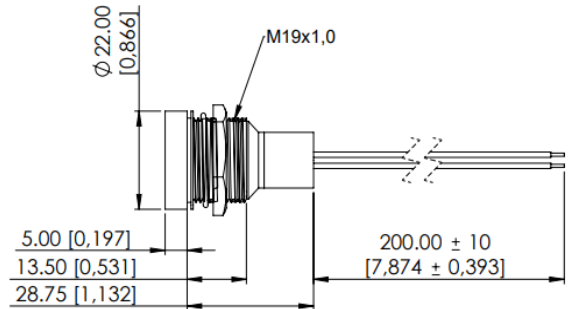
SOLDER LUG/FASTON



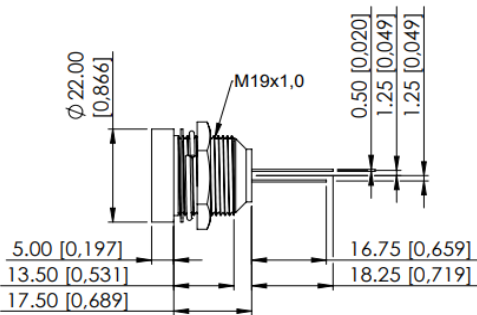
WIRES



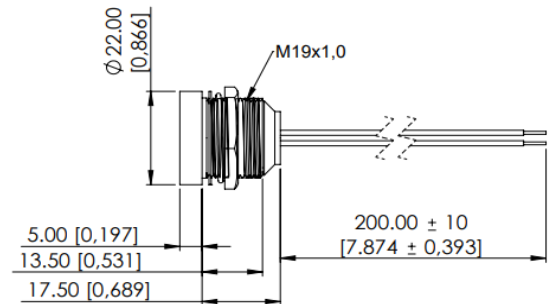
PI



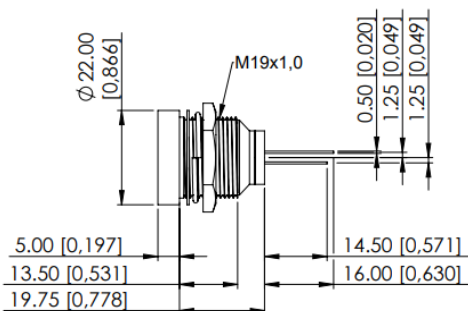
REAR EPOXY WIRES



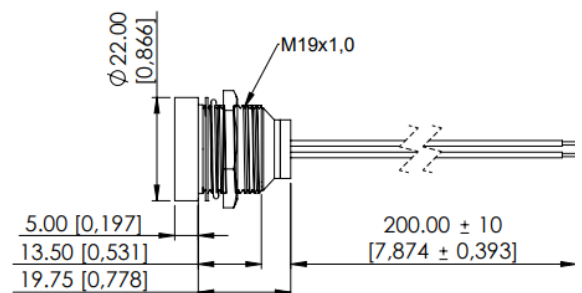
REAR EPOXY PINS



SHORT BODY WIRES



SHORT BODY PINS



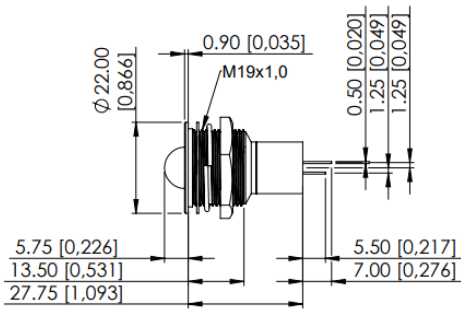
Q19 series

Ø19 mm panel mount LED indicators

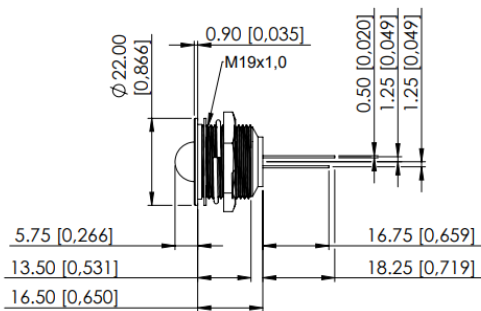
EXTRA PROMINENT BEZEL



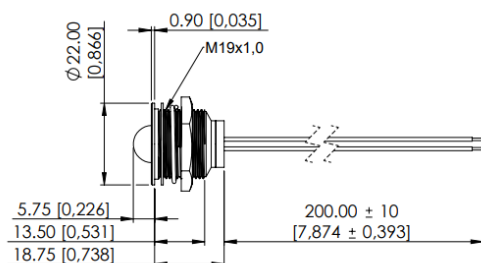
WIRES



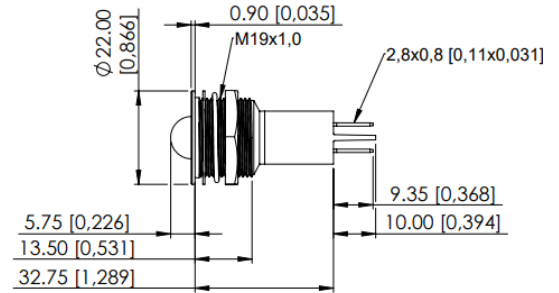
REAR EPOXY WIRES



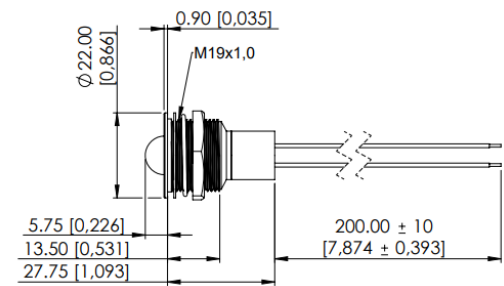
SHORT BODY WIRES



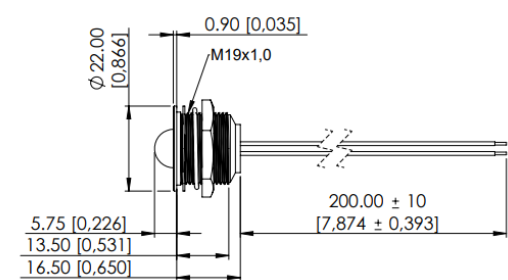
SOLDER LUG/FASTON



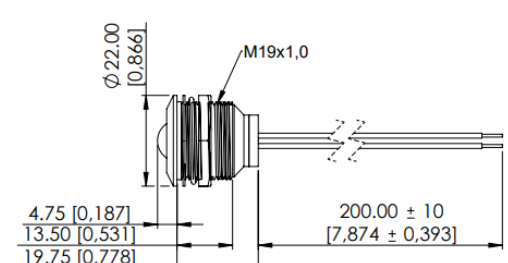
PINS



REAR EPOXY PINS



SHORT BODY PINS







Q19 series

Ø19 mm panel mount LED indicators

CUSTOM ENGRAVING

Some common codes are listed above, for your custom requirements please contact APEM. Unless specified standard engraving with white infill will be supplied. Suffix the part number with legend code :

						
High beam -0AJ	Low beam -097	Rear fog -027	Front fog -026	Windscreen wiper -021	Windscreen washer -022	Ventilator fan -023
						
Turn Signal -0AH	Side lights -098	Horn -041	Hazard warning -013	Heating -018	Brake test -0BU	Arrow -0K6
						
Battery -0AG	Oil can -0GP	Windscreen heating -020	ABS -086	Engine coil -0EL	Seat belt -0SB	USB connection -0BU
						
Steam -0ST	ECU -0EU	Side step -0AD	Air con -012	Engine -040	Boot/Trunk Release -0BR	



CABLE LENGTH AND CONNECTOR



For custom cable length and connectors contact APEM.