


# SOCKETS FOR PUSHWHEEL SWITCHES

## FEATURES

- Glass fiber reinforced, self extinguishing body
- Solder lug or PC terminals
- Permanently marked terminals
- High insertion / withdrawal force



## MATERIALS

Body: Glass fiber reinforced PPO (self-extinguishing, non drip group 1).

Contacts: Gold over nickel over phosphor bronze

## SPECIFICATIONS

Contact spacing: .079" (2mm)

Contact rating: 40 V at 1 Amp

Contact resistance: Less than 15 mOhm

Insulation resistance: Greater than 100 mOhm

Test voltage: 500 V

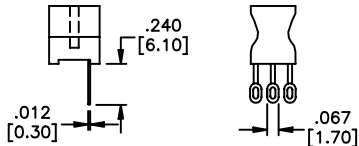
Operating temperature: -40°C to 100°C

Insertion force/contact: Approx. 7.2 oz.

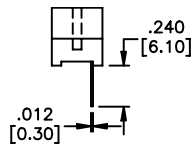
Withdrawal force/contact: Approx. 6.5 oz.

Socket integrity: 100 insertions min. with no change to above values

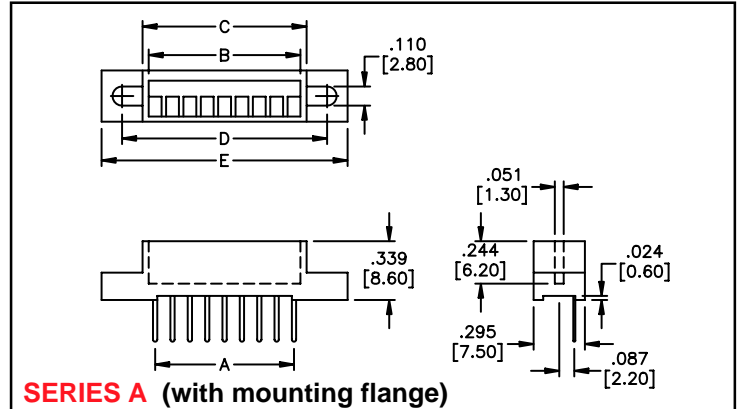
## TERMINATIONS



**L** Solder lug (for .100" (2.54mm) spacing only).

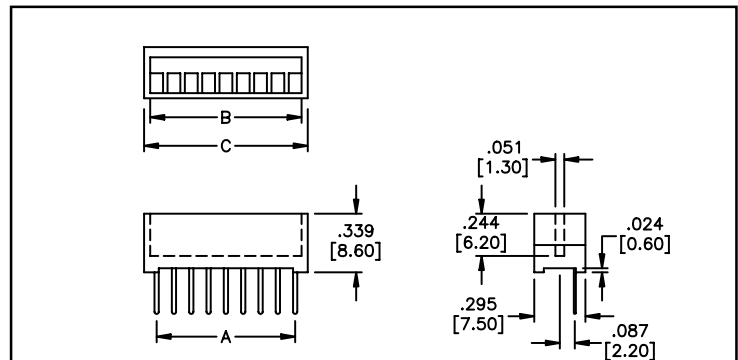


**LS** Printed circuit



**SERIES A (with mounting flange)**

Poles/models	A	B	C	D	E
<b>9 poles for SMCD &amp; DPS8</b>	8 X .100" (2.54mm)	.874" (22.2mm)	.945" (24mm)	1.180" (30mm)	1.417" (36mm)
<b>12 poles for DPS9 &amp; DPS10</b>	11 x .100" (2.54mm)	1.200" (30.5mm)	1.300" (33mm)	1.535" (39mm)	1.772" (45mm)

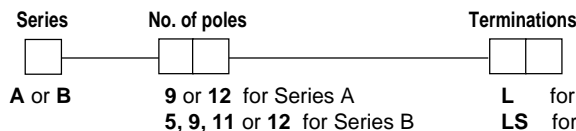


**SERIES B (without mounting flange)**

Poles/models	A	B	C
<b>5 poles for PICOD</b>	4 X .100" (2.54mm)	.559" (14.2mm)	.598" (15.2mm)
<b>9 poles for SMCD &amp; DPS8</b>	8 X .100" (2.54mm)	.874" (22.2mm)	.945" (24mm)
<b>11 poles for SMCD &amp; DPS8</b>	10 X .079" (2.00mm)	.874" (22.2mm)	.945" (24mm)
<b>12 poles for DPS9 &amp; DPS10</b>	11 x .100" (2.54mm)	1.200" (30.5mm)	1.300" (33mm)

## ORDER FORMAT:

Make selections shown below boxes for complete connector model number.



Example of complete model no.: **B11LS**