

NDA series

Right angle • dual in line switches



DISTINCTIVE FEATURES

2 to 12 Way

Self-cleaning wiping contacts

Gold plated terminals

Spray washable with tape seal



ENVIRONMENTAL SPECIFICATIONS

- Operating Temperature: -20 °C to +70 °C (-4 °F to +158 °F)
- Storage Temperature: -40 °C to +85 °C (-40 °F to +185 °F)
- Spray washable (with tape seal)



ELECTRICAL SPECIFICATIONS

- Max. Current/Voltage Rating:
 - Switching: 25 mA 24 VDC
 - Contact rating: 100 mA 50 VDC
- Initial Contact Resistance: 50 mΩ max
- Insulation Resistance: 100 MΩ min. at 500 VDC
- Dielectric Strength: 500 VAC min.
- Electrical Life: 2,000 cycles



MECHANICAL SPECIFICATIONS



- Operating force: 1,000 gf (9.8 N) max



MATERIALS

- Case & Actuator: PBT
- PA66
- Moving Contact: Gold plated
- Terminal: Gold plated
- Protection tape: Polyimide

The company reserves the right to change specifications without notice.



NDA series

Right angle • dual in line switches



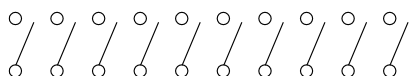
PACKAGING

IC TUBE THROUGH-HOLE

Number of ways	No tape seal	With tape seal
2	73 pcs	70 pcs
3	52 pcs	50 pcs
4	40 pcs	39 pcs
5	33 pcs	32 pcs
6	28 pcs	
7	24 pcs	
8	21 pcs	
9	19 pcs	
10	17 pcs	
12	14 pcs	



CIRCUIT

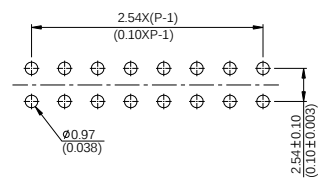


2,3,4,5,6,7,8,9,10,12 way only



PCB LAYOUT

THROUGH-HOLE



NDA series

Right angle • dual in line switches



BUILD YOUR PART NUMBER



SERIES

NUMBER OF WAYS

TAPE SEAL


COMPLIANCE

02	Two way	07	Seven way
03	Three way	08	Eight way
04	Four way	09	Nine way
05	Five way	10	Ten way
06	Six way	12	Twelve way

Blank	No tape seal
T	Tape seal

V	RoHS
----------	------

STANDARD PROFILE RIGHT ANGLE THROUGH-HOLE



Number of ways	Dimension A	Dimension B
2	6.44 (0.25)	2.54(0.1)
3	8.98 (0.35)	5.08(0.2)
4	11.52 (0.45)	7.62 (0.3)
5	14.06 (0.55)	10.16 (0.4)
6	16.60 (0.65)	12.70 (0.5)
7	19.14 (0.75)	15.24 (0.6)
8	21.68 (0.85)	17.78 (0.7)
9	24.22 (0.95)	20.32 (0.8)
10	26.76 (1.05)	22.86 (0.9)
12	31.84 (1.25)	27.94 (1.1)

